

2019



ASBK.COM.AU f t i y

Round 4 : Morgan Park Raceway : July 5 - 7

YMF R3 CUP Qualifying 2

Date: 06/07/19
Event: Q08
Weather: Mostly cloudy & windy - Temp: 17.1C
Track: Dry - Temp: 23.8C

Started at: 13:13:01
Laps: 20 Min
Starters: 29
Printed at: 13:54

PROVISIONAL CLASSIFICATION

Pos	No	Name	Machine	Fastest Lap	On Lap	Behind Leader	Behind Prev	Top Speed
1	20	Hunter FORD (NSW) / Yamaha / YRD / Held Aus / Schubert Aus / SpeedAngle Aust. / Sportcycles	Yamaha YZF-R3	1:24.016	10 of 12			161
2	27	Max STAUFFER (NSW) / YRD / Yamaha / Chris Watson M-cycles / QEA / Shark Leathers / Rock Oil	Yamaha YZF-R3	1:24.214	13 of 14	.198	.198	158
3	43	Harry KHOURI (NSW) / Excite M-sports / Shark Leathers / Motonational Access. / NSW Helicopters	Yamaha YZF-R3	1:24.217	10 of 13	.201	.003	160
4	11	Brandon DEMMERY (NSW) / Rustic Flooring / Sure Fire Security Group / Yamaha / YRD	Yamaha YZF-R3	1:24.284	8 of 14	.268	.067	159
5	308	John LYTRAS (QLD) / Caboolture Yamaha / Jekyl + Hyde / Sport Savvy Aust. / South Sydney Comm.	Yamaha YZF-R3	1:24.400	8 of 9	.384	.116	155
6	151	Locky TAYLOR (QLD) / Yamaha Aust. / YRD / Shark Leathers / RideDynamics / X-lite Helmets / LKI	Yamaha YZF-R3	1:24.687	7 of 10	.671	.287	157
7	87	Zac LEVY (QLD) / Puma RV's / YRD / Hannay Lawyers / Race Art Australia / Bean Industries	Yamaha YZF-R3	1:24.828	9 of 14	.812	.141	155
8	31	Travis HALL (QLD) / Stitch Smith / Ricondi / Cooloola Panel & Paint / XXX Rated Suspension	Yamaha YZF-R3	1:25.531	12 of 13	1.515	.703	154
9	29	Harrison VOIGHT (QLD) / Voight Contracting / Waltec Motorsport	Yamaha YZF-R3	1:25.728	6 of 7	1.712	.197	159
10	58	Mitch KUHNE (QLD) / Shark Leathers / Phresh Ink / Nolan Helmets / Liqui Moly / Moto Products	Yamaha YZF-R3	1:25.826	2 of 10	1.810	.098	157
11	42	Kyle O'CONNELL (QLD) / Rustic Flooring / Sure Fire Security Group / YRD / Yamaha	Yamaha YZF-R3	1:25.860	11 of 13	1.844	.034	159
12	74	Jacob ROULSTONE (NSW) / SSS Motorcycles / Held Australia / Schuberth Helmets / MotoCity W'gong	Yamaha YZF-R3	1:26.354	12 of 14	2.338	.494	157
13	47	Zylas BUNTING (NSW) / Shark Leathers / Barnetts Bakery / Link International / Redpoint Cols M-cycles	Yamaha YZF-R3	1:27.129	2 of 14	3.113	.775	154
14	25	Luke JHONSTON (NSW) / Motul / Davis Bikeworx / Benweld / Moto Garage	Yamaha YZF-R3	1:27.196	4 of 8	3.180	.067	153
15	292	Ryan SMITH (NSW) / DK Heavy Plant Services / Elite Air & Electrical / Port Tune Performance	Yamaha YZF-R3	1:27.257	2 of 13	3.241	.061	156
16	864	Tristan ADAMSON (QLD) / SSS / Toprider / Frigo Adamson Legal Group / Stor-it-Ballararat / Vissla	Yamaha YZF-R3	1:27.383	13 of 14	3.367	.126	156
17	12	John BLENKIN (NSW)	Yamaha YZF-R3	1:27.728	10 of 12	3.712	.345	153
18	355	Laura BROWN (NSW) / WNR / GBRacing / Obvious Signs / Motul / Link / Venhill	Yamaha YZF-R3	1:28.285	11 of 14	4.269	.557	151
19	110	Zak PETTENDY (NSW) / Bikesales.com.au	Yamaha YZF-R3	1:28.745	13 of 14	4.729	.460	154

Chief Timekeeper - Scott Lang

Clerk of Course - Tom Williams



www.computime.com.au

COMPUTIME RACE TIMING SYSTEMS PTY LTD



2019



ASBK.COM.AU f t i y

Round 4 : Morgan Park Raceway : July 5 - 7

YMF R3 CUP Qualifying 2

Date: 06/07/19
Event: Q08
Weather: Mostly cloudy & windy - Temp: 17.1C
Track: Dry - Temp: 23.8C

Started at: 13:13:01
Laps: 20 Min
Starters: 29
Printed at: 13:54


PROVISIONAL CLASSIFICATION

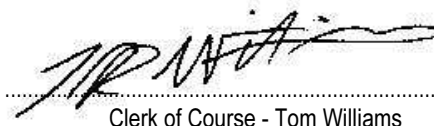
Pos	No	Name	Machine	Fastest Lap	On Lap	Behind Leader	Behind Prev	Top Speed
20	40	Jeremy CZMOK (VIC) / Dindins Pet Food	Yamaha YZF-R3	1:28.983	7 of 14	4.967	.238	150
21	30	Stephany KAPILAWI-JAMES (QLD) / Northstar Yamaha / Big Knobs Crash Slider / HJC / Sidi	Yamaha YZF-R3	1:29.103	13 of 14	5.087	.120	154
22	121	Reece OUGHTRED (VIC) / Carl Cox M-sport / De Menna Cranes / Chandler	Yamaha YZF-R3	1:29.199	11 of 13	5.183	.096	155
23	444	Ryan MOSCARDINI (QLD) / NQ Flooring / Fast Bike Tyres / Forma Boots / Suncity Yamaha / DM Welding	Yamaha YZF-R3	1:29.229	10 of 12	5.213	.030	149
24	23	Josh HALL (QLD) / Stichsmith / Ricondi / Cooloola Panel & Paint / XXX Rated Susp. / M-cycles 'R Us	Yamaha YZF-R3	1:30.001	2 of 13	5.985	.772	152
25	17	Hunter DIPLOCK (NSW) / Maitland Motorcycles / Diplock Racing	Yamaha YZF-R3	1:30.002	8 of 9	5.986	.001	153
26	14	Sarah FAIRBROTHER (QLD) / The Motorcycle Sportsmen of Qld	Yamaha YZF-R3	1:31.059	2 of 14	7.043	1.057	148
27	91	Josh ANDREWS (NSW)	Yamaha YZF-R3	1:31.334	7 of 11	7.318	.275	145
28	46	Lachlan O'BRIEN (NT) / Territory 3 Racing / Airoh Helmets / TERRA / Motorsports NT	Yamaha YZF-R3	1:32.277	1 of 8	8.261	.943	146
Not enough laps								
NC	72	Ben BAKER (NSW) / Jekyl & Hyde	Yamaha YZF-R3	.000	0 of 0		-1:24.016	152

Current best lap for R3 class - 1:23.768 by Locky TAYLOR (QLD) on a Yamaha YZF-R3 set on 18/08/18

*** SESSION RED FLAGGED WITH 15:55 REMAINING DUE TO CRASH AT TURN 12 INVOLVING No. 72 (B. BAKER) REQUIRING MEDICAL ASSISTANCE. SESSION RE-STARTED FOR REMAINING TIME ***

The results are provisional until the end of the time limit for protests and appeals.


Chief Timekeeper - Scott Lang


Clerk of Course - Tom Williams



2019



ASBK.COM.AU f t i y

Round 4 : Morgan Park Raceway : July 5 - 7

**YMF R3 CUP
Qualifying 2**

Date: 06/07/19
Event: Q08
Weather: Mostly cloudy & windy - Temp: 17.1C
Track: Dry - Temp: 23.8C

Started at: 13:13:01
Laps: 20 Min
Starters: 29
Printed at: 13:54

PROVISIONAL LAP TIMES

No	Name	Lap 1	Lap 2	Lap 3	Lap 4	Lap 5	Lap 6	Lap 7	Lap 8	Lap 9	Lap 10	Lap 11	Lap 12	Lap 13	Lap 14
11	Brandon DEMMERY (NSW)	1:26.788	1:25.101	6:09.725	1:53.234	1:25.757	1:24.510	1:24.824	1:24.284	1:24.303	1:26.574	1:25.185	1:24.684	1:24.896	1:27.873
12	John BLENKIN (NSW)	4:53.434	3:00.839	1:34.418	1:38.316	1:31.534	1:29.694	1:29.105	1:28.639	1:29.721	1:27.728	1:34.289	1:28.172		
14	Sarah FAIRBROTHER (QLD)	1:32.429	1:31.059	4:03.555	2:53.865	1:33.997	1:31.794	1:31.839	1:31.486	1:31.740	1:32.516	1:31.618	1:31.576	1:31.664	1:32.353
17	Hunter DIPLOCK (NSW)	1:31.919	1:31.195	4:58.785	2:02.914	1:31.839	1:30.850	1:30.651	1:30.002	1:30.416					
20	Hunter FORD (NSW)	1:26.137	1:25.419	1:57.228	5:17.969	1:27.290	1:27.001	1:25.460	1:24.628	1:24.588	1:24.016	1:24.080	3:18.027		
23	Josh HALL (QLD)	1:36.574	1:30.001	3:19.231	3:19.124	1:32.525	1:44.262	2:07.673	2:19.229	1:33.139	1:31.305	1:30.596	1:34.419	1:37.086	
25	Luke JHONSTON (NSW)	1:29.453	1:28.225	1:27.650	1:27.196	1:28.810	1:28.010	2:27.571	1:52.862						
27	Max STAUFFER (NSW)	1:26.249	1:26.190	6:14.883	1:48.774	1:25.218	1:24.575	1:24.580	1:24.848	1:24.825	1:25.702	1:26.356	1:24.884	1:24.214	1:25.287
29	Harrison VOIGHT (QLD)	1:26.961	4:54.734	3:14.988	1:28.408	1:26.771	1:25.728	4:08.352							
30	Stephany KAPILAWI-JAMES (QLD)	1:31.265	1:30.222	4:20.776	2:36.731	1:30.448	1:29.922	1:29.835	1:29.668	1:29.470	1:30.569	1:30.469	1:29.626	1:29.103	1:30.208
31	Travis HALL (QLD)	1:25.855	1:25.636	3:29.130	5:03.394	1:53.533	1:26.260	1:26.139	1:25.607	1:26.287	1:25.974	1:25.540	1:25.531	1:26.280	
40	Jeremy CZMOK (VIC)	1:31.696	1:31.611	4:30.177	2:26.832	1:31.495	1:30.206	1:28.983	1:55.954	1:34.532	1:30.991	1:30.842	1:31.898	1:31.401	1:55.088
42	Kyle O'CONNELL (QLD)	1:27.127	1:26.484	6:02.814	1:50.188	1:31.702	1:26.962	1:26.695	1:26.116	1:26.536	1:26.517	1:25.860	1:26.293	2:10.416	
43	Harry KHOURI (NSW)	1:25.948	1:25.798	4:55.120	2:23.219	1:28.053	1:26.998	1:24.979	1:24.605	1:24.791	1:24.217	1:27.748	1:28.151	3:54.263	
46	Lachlan O'BRIEN (NT)	1:32.277	1:33.222	3:46.397	3:07.907	1:33.282	1:33.687	1:33.877	2:29.445						
47	Zylas BUNTING (NSW)	1:27.472	1:27.129	3:44.316	3:18.952	1:28.315	1:29.360	1:41.503	1:49.481	1:27.129	1:27.399	1:27.354	1:27.597	1:27.184	1:27.227
58	Mitch KUHNE (QLD)	1:26.054	1:25.826	12:23.376	1:42.222	1:27.982	1:27.901	1:27.317	1:27.231	1:26.995	1:27.359				
74	Jacob ROULSTONE (NSW)	1:27.440	1:26.837	3:14.375	3:59.165	1:28.887	1:27.501	1:26.448	1:26.835	1:26.753	1:26.862	1:39.661	1:26.354	1:30.756	1:27.497
87	Zac LEVY (QLD)	1:26.479	1:26.392	5:22.135	1:53.849	1:27.512	1:25.487	1:25.913	1:25.104	1:24.828	1:24.882	1:30.543	1:25.969	1:27.143	1:27.453
91	Josh ANDREWS (NSW)	1:34.831	1:32.360	3:51.607	2:58.713	1:31.578	1:31.797	1:31.334	5:25.853	2:07.608	1:45.218	1:52.376			
110	Zak PETTENDY (NSW)	1:31.215	1:30.058	5:00.254	2:03.237	1:39.966	1:30.459	1:29.537	1:30.150	1:29.738	1:29.970	1:35.298	1:33.987	1:28.745	1:28.869
121	Reece OUGHTRED (VIC)	1:29.605	1:29.928	2:05.198	4:53.250	1:29.843	1:31.390	1:41.188	1:32.773	1:51.403	2:00.299	1:29.199	1:29.310	1:48.382	
151	Locky TAYLOR (QLD)	2:58.309	1:27.303	1:26.051	1:25.540	1:25.218	1:25.471	1:24.687	2:35.103	1:57.140	2:09.901				
292	Ryan SMITH (NSW)	1:28.169	1:27.257	4:04.254	3:09.881	1:39.328	1:52.099	1:33.070	1:32.298	1:37.593	1:32.439	1:27.953	1:30.334	1:37.857	
308	John LYTRAS (QLD)	1:24.523	7:01.561	1:41.450	1:24.895	1:24.799	5:38.820	1:41.054	1:24.400	2:02.370					
355	Laura BROWN (NSW)	1:29.641	1:28.687	3:54.754	3:08.649	1:30.255	1:29.284	1:29.315	1:28.598	1:28.679	1:29.391	1:28.285	1:28.365	1:30.342	2:06.830
444	Ryan MOSCARDINI (QLD)	1:31.225	1:43.360	4:15.593	2:31.482	1:37.398	1:30.760	1:30.028	1:30.476	1:29.575	1:29.229	1:30.028	2:49.897		
864	Tristan ADAMSON (QLD)	1:28.828	1:29.206	4:32.388	2:35.750	1:28.867	1:28.077	1:28.072	1:27.882	1:30.415	1:28.677	1:27.924	1:28.107	1:27.383	1:28.213

*** SESSION RED FLAGGED WITH 15:55 REMAINING DUE TO CRASH AT TURN 12 INVOLVING No. 72 (B. BAKER) REQUIRING MEDICAL ASSISTANCE. SESSION RE-STARTED FOR REMAINING TIME ***

The results are provisional until the end of the time limit for protests and appeals.

Scott Lang
Chief Timekeeper - Scott Lang

Tom Williams
Clerk of Course - Tom Williams



www.computime.com.au
COMPUTIME RACE TIMING SYSTEMS PTY LTD

2019



ASBK.COM.AU f t i y

Round 4 : Morgan Park Raceway : July 5 - 7

YMF R3 CUP Qualifying 2

Date: 06/07/19
Event: Q08
Weather: Mostly cloudy & windy - Temp: 17.1C
Track: Dry - Temp: 23.8C

Started at: 13:13:01
Laps: 20 Min
Starters: 29
Printed at: 13:54

PROVISIONAL SPLIT TIMES

Lap	Split 1	Split 2	Split 3	Lap Time	Spd	Lap	Split 1	Split 2	Split 3	Lap Time	Spd
11 Brandon DEMMERY (NSW) (4th)						12	31.453	31.595	28.570	1:31.618	145
1	34.052	30.934	27.314	1:32.300		13	31.448	31.471	28.657	1:31.576	148
2	29.983	30.191	26.614	1:26.788	159	14	31.273	31.513	28.878	1:31.664	147
3	29.292	29.515	26.294	1:25.101	157	15	31.859	31.498	28.996	1:32.353	146
4	38.090	38.929	4:52.706	6:09.725 P	130	17 Hunter DIPLOCK (NSW) (25th)					
5	56.291	30.445	26.498	1:53.234		1	38.374	32.762	28.434	1:39.570	
6	29.821	29.899	26.037	1:25.757	151	2	31.680	32.159	28.080	1:31.919	151
7	29.151	29.536	25.823	1:24.510	156	3	31.754	31.466	27.975	1:31.195	150
8	29.387	29.581	25.856	1:24.824	157	4	39.898	38.185	3:40.702	4:58.785 P	142
9	28.738	29.588	25.958	1:24.284	154	5	1:02.225	32.114	28.575	2:02.914	
10	28.846	29.665	25.792	1:24.303	153	6	32.139	31.375	28.325	1:31.839	147
11	30.720	29.961	25.893	1:26.574	155	7	31.195	31.178	28.477	1:30.850	149
12	28.896	29.683	26.606	1:25.185	156	8	31.163	31.173	28.315	1:30.651	148
13	29.318	29.553	25.813	1:24.684	152	9	31.326	30.923	27.753	1:30.002	148
14	29.283	29.709	25.904	1:24.896	156	10	30.688	31.547	28.181	1:30.416	153
15	29.017	30.662	28.194	1:27.873	154	20 Hunter FORD (NSW) (1st)					
12 John BLENKIN (NSW) (17th)						1	33.758	30.698	27.507	1:31.963	
1	2:45.290	32.442	29.377	3:47.109		2	30.040	29.821	26.276	1:26.137	161
2	30.674	31.422	3:51.338	4:53.434 P	143	3	29.061	29.525	26.833	1:25.419	155
3	2:00.348	32.010	28.481	3:00.839		4	35.456	33.695	48.077	1:57.228 P	128
4	34.185	31.531	28.702	1:34.418	153	5	4:18.023	31.714	28.232	5:17.969	
5	31.487	38.267	28.562	1:38.316	146	6	30.520	30.149	26.621	1:27.290	149
6	30.529	31.035	29.970	1:31.534	144	7	30.586	30.237	26.178	1:27.001	152
7	30.404	30.946	28.344	1:29.694	145	8	29.620	29.462	26.378	1:25.460	153
8	30.325	30.925	27.855	1:29.105	144	9	28.980	29.484	26.164	1:24.628	156
9	30.547	30.604	27.488	1:28.639	151	10	29.018	29.426	26.144	1:24.588	152
10	30.906	31.164	27.651	1:29.721	145	11	28.748	29.325	25.943	1:24.016	154
11	29.971	30.656	27.101	1:27.728	148	12	28.563	29.647	25.870	1:24.080	155
12	30.097	35.726	28.466	1:34.289	147	13	29.294	29.773	2:18.960	3:18.027 P	154
13	30.412	30.593	27.167	1:28.172	145	23 Josh HALL (QLD) (24th)					
14 Sarah FAIRBROTHER (QLD) (26th)						1	47.650	37.480	30.588	1:55.718	
1	36.604	32.156	28.891	1:37.651		2	33.822	34.035	28.717	1:36.574	140
2	31.521	31.888	29.020	1:32.429	148	3	30.935	31.050	28.016	1:30.001	148
3	31.618	31.213	28.228	1:31.059	145	4	33.891	33.924	2:11.416	3:19.231 P	143
4	38.287	35.450	2:49.818	4:03.555 P	132	5	2:16.853	32.685	29.586	3:19.124	
5	1:52.018	32.523	29.324	2:53.865		6	32.397	32.041	28.087	1:32.525	152
6	33.646	31.714	28.637	1:33.997	148	7	31.845	41.452	30.965	1:44.262	151
7	31.561	31.927	28.306	1:31.794	146	8	33.730	33.038	1:00.905	2:07.673 P	145
8	31.499	31.628	28.712	1:31.839	145	9	1:18.784	32.140	28.305	2:19.229	
9	31.863	31.596	28.027	1:31.486	146	10	33.074	31.649	28.416	1:33.139	150
10	31.415	31.459	28.866	1:31.740	147	11	31.591	31.609	28.105	1:31.305	152
11	32.201	31.732	28.583	1:32.516	145						

Scott Lang
Chief Timekeeper - Scott Lang

Tom Williams
Clerk of Course - Tom Williams



2019



ASBK.COM.AU f t i y

Round 4 : Morgan Park Raceway : July 5 - 7

**YMF R3 CUP
Qualifying 2**

Date: 06/07/19
Event: Q08
Weather: Mostly cloudy & windy - Temp: 17.1C
Track: Dry - Temp: 23.8C

Started at: 13:13:01
Laps: 20 Min
Starters: 29
Printed at: 13:54

PROVISIONAL SPLIT TIMES

Lap	Split 1	Split 2	Split 3	Lap Time	Spd	Lap	Split 1	Split 2	Split 3	Lap Time	Spd
12	31.298	30.894	28.404	1:30.596	149	2	31.333	31.160	28.772	1:31.265	151
13	32.183	32.688	29.548	1:34.419	149	3	30.998	30.827	28.397	1:30.222	149
14	33.613	33.056	30.417	1:37.086	148	4	35.150	32.444	3:13.182	4:20.776 P	126
25 Luke JHONSTON (NSW) (14th)						5	1:35.319	32.310	29.102	2:36.731	
1	13:16.811	31.999	28.588	14:17.398		6	31.523	30.934	27.991	1:30.448	150
2	30.826	30.862	27.765	1:29.453	148	7	30.933	31.067	27.922	1:29.922	153
3	30.537	30.242	27.446	1:28.225	150	8	31.132	30.721	27.982	1:29.835	154
4	30.105	30.088	27.457	1:27.650	152	9	30.519	30.889	28.260	1:29.668	152
5	30.073	29.924	27.199	1:27.196	152	10	30.816	30.807	27.847	1:29.470	151
6	30.949	30.163	27.698	1:28.810	152	11	31.149	31.293	28.127	1:30.569	150
7	30.341	30.480	27.189	1:28.010	153	12	31.418	30.981	28.070	1:30.469	150
8	29.997	29.958	1:27.616	2:27.571 P	152	13	30.967	30.819	27.840	1:29.626	149
9	49.373	33.799	29.690	1:52.862		14	30.554	30.607	27.942	1:29.103	151
27 Max STAUFFER (NSW) (2nd)						15	30.803	30.842	28.563	1:30.208	151
1	33.239	30.798	27.160	1:31.197		31 Travis HALL (QLD) (8th)					
2	29.802	29.748	26.699	1:26.249	158	1	1:09.040	30.762	26.500	2:06.302	
3	29.616	29.675	26.899	1:26.190	150	2	29.276	29.908	26.671	1:25.855	149
4	33.465	33.942	5:07.476	6:14.883 P	138	3	29.232	29.995	26.409	1:25.636	147
5	51.987	30.292	26.495	1:48.774		4	31.471	33.431	2:24.228	3:29.130 P	147
6	29.425	29.467	26.326	1:25.218	157	5	2:06.952	1:18.330	1:38.112	5:03.394 P	
7	29.189	29.435	25.951	1:24.575	153	6	55.619	30.950	26.964	1:53.533	
8	29.029	29.346	26.205	1:24.580	156	7	29.735	30.193	26.332	1:26.260	146
9	29.102	29.538	26.208	1:24.848	152	8	29.188	30.527	26.424	1:26.139	150
10	29.273	29.622	25.930	1:24.825	151	9	29.388	29.988	26.231	1:25.607	148
11	29.128	29.561	27.013	1:25.702	156	10	29.342	29.916	27.029	1:26.287	149
12	29.276	29.908	27.172	1:26.356	152	11	29.445	30.173	26.356	1:25.974	146
13	29.160	29.626	26.098	1:24.884	153	12	29.368	29.828	26.344	1:25.540	148
14	28.827	29.417	25.970	1:24.214	157	13	29.268	29.851	26.412	1:25.531	154
15	29.075	29.575	26.637	1:25.287	158	14	29.787	30.117	26.376	1:26.280	152
29 Harrison VOIGHT (QLD) (9th)						40 Jeremy CZMOK (VIC) (20th)					
1	1:02.533	31.090	28.120	2:01.743		1	35.021	31.903	28.859	1:35.783	
2	29.671	30.339	26.951	1:26.961	142	2	31.474	31.464	28.758	1:31.696	146
3	30.415	33.377	3:50.942	4:54.734 P	150	3	31.369	31.698	28.544	1:31.611	144
4	2:15.779	31.518	27.691	3:14.988		4	34.370	33.847	3:21.960	4:30.177 P	144
5	30.491	29.942	27.975	1:28.408	159	5	1:24.830	33.256	28.746	2:26.832	
6	29.986	30.360	26.425	1:26.771	152	6	31.286	31.773	28.436	1:31.495	144
7	29.784	29.543	26.401	1:25.728	157	7	30.761	31.478	27.967	1:30.206	150
8	29.104	29.806	3:09.442	4:08.352 P	156	8	30.355	30.961	27.667	1:28.983	147
30 Stephany KAPILAWI-JAMES (QLD) (21th)						9	30.422	56.594	28.938	1:55.954	148
1	37.844	32.318	28.629	1:38.791		10	31.132	34.798	28.602	1:34.532	144
						11	31.200	31.500	28.291	1:30.991	145
						12	30.901	31.447	28.494	1:30.842	145

Scott Lang
Chief Timekeeper - Scott Lang

Tom Williams
Clerk of Course - Tom Williams



2019



ASBK.COM.AU f t i y

Round 4 : Morgan Park Raceway : July 5 - 7

**YMF R3 CUP
Qualifying 2**

Date: 06/07/19
Event: Q08
Weather: Mostly cloudy & windy - Temp: 17.1C
Track: Dry - Temp: 23.8C

Started at: 13:13:01
Laps: 20 Min
Starters: 29
Printed at: 13:54

PROVISIONAL SPLIT TIMES

Lap	Split 1	Split 2	Split 3	Lap Time	Spd	Lap	Split 1	Split 2	Split 3	Lap Time	Spd
13	31.643	32.064	28.191	1:31.898	144	8	32.218	32.506	29.153	1:33.877	141
14	31.191	31.854	28.356	1:31.401	144	9	32.299	32.563	1:24.583	2:29.445 P	144
15	33.537	34.370	47.181	1:55.088 P	134						

42 Kyle O'CONNELL (QLD) (11th)						47 Zylas BUNTING (NSW) (13th)					
Lap	Split 1	Split 2	Split 3	Lap Time	Spd	Lap	Split 1	Split 2	Split 3	Lap Time	Spd
1	32.983	31.312	27.557	1:31.852		1	32.358	31.087	27.455	1:30.900	
2	29.847	30.305	26.975	1:27.127	159	2	29.885	30.700	26.887	1:27.472	147
3	29.735	30.169	26.580	1:26.484	152	3	29.489	30.180	27.460	1:27.129	146
4	37.445	35.782	4:49.587	6:02.814 P	155	4	37.198	38.844	2:28.274	3:44.316 P	150
5	51.935	31.128	27.125	1:50.188		5	2:21.168	30.654	27.130	3:18.952	
6	33.055	31.728	26.919	1:31.702	149	6	30.125	31.251	26.939	1:28.315	145
7	29.882	30.300	26.780	1:26.962	149	7	30.157	31.639	27.564	1:29.360	144
8	30.086	30.118	26.491	1:26.695	148	8	29.929	30.669	40.905	1:41.503 P	144
9	29.254	30.298	26.564	1:26.116	150	9	51.836	30.457	27.188	1:49.481	
10	29.471	29.969	27.096	1:26.536	149	10	29.785	30.317	27.027	1:27.129	146
11	29.710	30.275	26.532	1:26.517	148	11	29.812	30.321	27.266	1:27.399	154
12	29.309	30.076	26.475	1:25.860	151	12	29.952	30.496	26.906	1:27.354	146
13	29.686	30.046	26.561	1:26.293	153	13	30.040	30.501	27.056	1:27.597	146
14	29.464	30.178	1:10.774	2:10.416 P	155	14	29.945	30.478	26.761	1:27.184	147
						15	29.769	30.334	27.124	1:27.227	149

43 Harry KHOURI (NSW) (3rd)						58 Mitch KUHNE (QLD) (10th)					
Lap	Split 1	Split 2	Split 3	Lap Time	Spd	Lap	Split 1	Split 2	Split 3	Lap Time	Spd
1	33.398	30.836	27.323	1:31.557		1	35.365	30.591	27.143	1:33.099	
2	29.687	29.993	26.268	1:25.948	160	2	29.610	29.840	26.604	1:26.054	156
3	29.390	29.688	26.720	1:25.798	155	3	29.809	29.546	26.471	1:25.826	157
4	32.884	34.612	3:47.624	4:55.120 P	146	4	11:24.418	31.130	27.828	12:23.376	157
5	1:24.973	31.421	26.825	2:23.219		5	30.549	43.902	27.771	1:42.222	150
6	31.494	30.394	26.165	1:28.053	159	6	30.290	30.605	27.087	1:27.982	149
7	29.746	30.333	26.919	1:26.998	158	7	30.414	30.460	27.027	1:27.901	151
8	28.993	29.626	26.360	1:24.979	152	8	29.846	30.545	26.926	1:27.317	150
9	28.990	29.552	26.063	1:24.605	153	9	29.692	30.418	27.121	1:27.231	151
10	28.929	29.612	26.250	1:24.791	154	10	29.792	30.322	26.881	1:26.995	151
11	28.705	29.469	26.043	1:24.217	154	11	29.787	30.207	27.365	1:27.359	152
12	29.095	31.532	27.121	1:27.748	155						
13	29.039	32.117	26.995	1:28.151	152						
14	28.877	29.868	2:55.518	3:54.263 P	154						

46 Lachlan O'BRIEN (NT) (28th)						72 Ben BAKER (NSW) (NC)						74 Jacob ROULSTONE (NSW) (12th)					
Lap	Split 1	Split 2	Split 3	Lap Time	Spd	Lap	Split 1	Split 2	Split 3	Lap Time	Spd	Lap	Split 1	Split 2	Split 3	Lap Time	Spd
1	37.561	33.568	29.183	1:40.312		1	32.150	31.422	27.215	1:30.787		1	33.861	31.069	27.806	1:32.736	
2	31.834	32.002	28.441	1:32.277	146							2	30.101	30.353	26.986	1:27.440	156
3	31.901	32.278	29.043	1:33.222	145							3	29.650	30.222	26.965	1:26.837	154
4	37.212	36.801	2:32.384	3:46.397 P	140							4	36.285	36.488	2:01.602	3:14.375 P	155
5	2:05.336	33.056	29.515	3:07.907								5	2:53.363	35.439	30.363	3:59.165	
6	32.643	31.896	28.743	1:33.282	146							6	31.480	30.233	27.174	1:28.887	155
7	32.191	32.665	28.831	1:33.687	145							7	29.828	30.331	27.342	1:27.501	152

Scott Lang
Chief Timekeeper - Scott Lang

Tom Williams
Clerk of Course - Tom Williams



2019



ASBK.COM.AU f t i y

Round 4 : Morgan Park Raceway : July 5 - 7

**YMF R3 CUP
Qualifying 2**

Date: 06/07/19
Event: Q08
Weather: Mostly cloudy & windy - Temp: 17.1C
Track: Dry - Temp: 23.8C

Started at: 13:13:01
Laps: 20 Min
Starters: 29
Printed at: 13:54

PROVISIONAL SPLIT TIMES

Lap	Split 1	Split 2	Split 3	Lap Time	Spd	Lap	Split 1	Split 2	Split 3	Lap Time	Spd
8	<u>29.421</u>	29.927	27.100	1:26.448	157	4	41.945	36.912	3:41.397	5:00.254 P	127
9	29.671	30.023	27.141	1:26.835	151	5	1:02.384	32.159	28.694	2:03.237	
10	29.760	30.065	26.928	1:26.753	150	6	39.925	31.728	28.313	1:39.966	148
11	29.695	30.078	27.089	1:26.862	150	7	30.943	31.218	28.298	1:30.459	147
12	40.487	32.306	<u>26.868</u>	1:39.661	150	8	30.548	30.841	28.148	1:29.537	148
13	29.644	<u>29.785</u>	26.925	<u>1:26.354</u>	149	9	30.567	31.256	28.327	1:30.150	147
14	33.555	30.256	26.945	1:30.756	154	10	30.845	30.948	27.945	1:29.738	149
15	30.502	29.922	27.073	1:27.497	154	11	30.816	30.875	28.279	1:29.970	147
						12	32.084	35.368	27.846	1:35.298	148
						13	30.295	35.363	28.329	1:33.987	154
87 Zac LEVY (QLD) (7th)						14	<u>30.218</u>	<u>30.714</u>	27.813	<u>1:28.745</u>	149
1	32.640	30.958	27.427	1:31.025		15	30.309	30.954	<u>27.606</u>	1:28.869	150
2	29.536	30.057	26.886	1:26.479	155						
3	29.945	29.785	26.662	1:26.392	144						
4	33.644	33.756	4:14.735	5:22.135 P	135	121 Reece OUGHTRED (VIC) (22th)					
5	55.596	30.460	27.793	1:53.849		1	34.589	31.145	28.080	1:33.814	
6	30.224	30.171	27.117	1:27.512	151	2	<u>30.634</u>	30.948	28.023	1:29.605	155
7	29.470	29.750	26.267	1:25.487	152	3	31.114	<u>30.711</u>	28.103	1:29.928	151
8	29.637	29.756	26.520	1:25.913	151	4	36.023	33.909	55.266	2:05.198 P	148
9	29.292	29.769	<u>26.043</u>	1:25.104	154	5	3:54.087	30.999	28.164	4:53.250	
10	<u>29.102</u>	29.658	26.068	<u>1:24.828</u>	155	6	30.748	30.968	28.127	1:29.843	148
11	29.135	<u>29.548</u>	26.199	1:24.882	153	7	31.204	31.625	28.561	1:31.390	149
12	31.061	30.139	29.343	1:30.543	151	8	30.875	41.251	29.062	1:41.188	151
13	29.613	29.826	26.530	1:25.969	149	9	32.133	32.428	28.212	1:32.773	147
14	29.882	30.233	27.028	1:27.143	151	10	31.190	32.142	48.071	1:51.403 P	152
15	30.665	30.143	26.645	1:27.453	149	11	1:01.567	30.877	27.855	2:00.299	
						12	30.797	30.827	<u>27.575</u>	<u>1:29.199</u>	150
91 Josh ANDREWS (NSW) (27th)						13	30.664	30.884	27.762	1:29.310	151
1	39.395	32.719	36.000	1:48.114		14	31.075	31.550	45.757	1:48.382 P	151
2	32.706	31.942	30.183	1:34.831	139						
3	31.764	31.674	28.922	1:32.360	140	151 Locky TAYLOR (QLD) (6th)					
4	40.045	34.477	2:37.085	3:51.607 P	142	1	1:59.493	30.798	28.018	2:58.309	
5	1:55.439	33.958	29.316	2:58.713		2	30.325	29.967	27.011	1:27.303	153
6	31.425	31.686	<u>28.467</u>	1:31.578	141	3	29.216	29.825	27.010	1:26.051	155
7	31.290	31.666	28.841	1:31.797	145	4	29.368	29.768	26.404	1:25.540	149
8	<u>31.221</u>	<u>31.369</u>	28.744	<u>1:31.334</u>	142	5	29.308	29.710	26.200	1:25.218	151
9	31.637	33.343	4:20.873	5:25.853 P	143	6	29.087	30.022	26.362	1:25.471	152
10	1:03.218	35.403	28.987	2:07.608		7	<u>28.903</u>	<u>29.622</u>	<u>26.162</u>	<u>1:24.687</u>	156
11	31.412	44.241	29.565	1:45.218	142	8	31.273	30.325	1:33.505	2:35.103 P	157
12	32.157	31.966	48.253	1:52.376 P	142	9	59.661	30.615	26.864	1:57.140	
						10	29.522	35.444	1:04.935	2:09.901 P	151
110 Zak PETTENDY (NSW) (19th)						292 Ryan SMITH (NSW) (15th)					
1	38.544	31.853	28.740	1:39.137		1	32.777	31.068	27.737	1:31.582	
2	31.357	31.146	28.712	1:31.215	150	2	30.302	30.562	27.305	1:28.169	156
3	31.133	31.117	27.808	1:30.058	150						

Scott Lang
Chief Timekeeper - Scott Lang

Tom Williams
Clerk of Course - Tom Williams



2019



ASBK.COM.AU f t i y

Round 4 : Morgan Park Raceway : July 5 - 7

YMF R3 CUP Qualifying 2

Date: 06/07/19
Event: Q08
Weather: Mostly cloudy & windy - Temp: 17.1C
Track: Dry - Temp: 23.8C

Started at: 13:13:01
Laps: 20 Min
Starters: 29
Printed at: 13:54

PROVISIONAL SPLIT TIMES

Lap	Split 1	Split 2	Split 3	Lap Time	Spd	Lap	Split 1	Split 2	Split 3	Lap Time	Spd
3	<u>29.888</u>	<u>30.106</u>	27.263	<u>1:27.257</u>	155	13	30.405	30.804	27.156	1:28.365	150
4	38.490	36.942	2:48.822	4:04.254 P	149	14	30.432	30.835	29.075	1:30.342	150
5	2:02.536	36.070	31.275	3:09.881		15	31.724	31.344	1:03.762	2:06.830 P	146
6	32.502	32.177	34.649	1:39.328	155	444 Ryan MOSCARDINI (QLD) (23th)					
7	38.223	39.718	34.158	1:52.099	137	1	36.249	31.863	28.275	1:36.387	
8	35.212	30.628	27.230	1:33.070	114	2	31.159	31.340	28.726	1:31.225	148
9	32.155	32.843	27.300	1:32.298	149	3	32.446	42.389	28.525	1:43.360	148
10	30.455	34.238	32.900	1:37.593	149	4	34.502	36.894	3:04.197	4:15.593 P	127
11	34.783	30.452	27.204	1:32.439	139	5	1:30.097	32.330	29.055	2:31.482	
12	30.408	30.405	<u>27.140</u>	1:27.953	149	6	36.666	32.124	28.608	1:37.398	149
13	30.228	30.906	29.200	1:30.334	150	7	30.694	31.856	28.210	1:30.760	144
14	34.871	34.285	28.701	1:37.857	134	8	30.658	31.231	28.139	1:30.028	145
308 John LYTRAS (QLD) (5th)						9	30.727	31.612	28.137	1:30.476	149
1	1:36.436	29.977	26.291	2:32.704		10	30.545	31.155	27.875	1:29.575	146
2	29.037	29.550	<u>25.936</u>	1:24.523	153	11	<u>30.333</u>	<u>31.095</u>	<u>27.801</u>	<u>1:29.229</u>	145
3	28.982	29.625	6:02.954	7:01.561 P	154	12	30.988	31.096	27.944	1:30.028	144
4	45.484	29.694	26.272	1:41.450		13	33.155	36.874	1:39.868	2:49.897 P	144
5	29.149	29.506	26.240	1:24.895	153	864 Tristan ADAMSON (QLD) (16th)					
6	28.989	29.612	26.198	1:24.799	154	1	35.791	30.960	27.886	1:34.637	
7	29.732	30.975	4:38.113	5:38.820 P	152	2	30.447	30.379	28.002	1:28.828	152
8	45.390	29.580	26.084	1:41.054		3	30.833	30.715	27.658	1:29.206	152
9	<u>28.813</u>	<u>29.499</u>	26.088	<u>1:24.400</u>	153	4	35.915	33.802	3:22.671	4:32.388 P	140
10	30.096	31.665	1:00.609	2:02.370 P	155	5	1:34.432	31.780	29.538	2:35.750	
355 Laura BROWN (NSW) (18th)						6	31.606	30.274	<u>26.987</u>	1:28.867	156
1	35.912	31.674	28.170	1:35.756		7	30.073	30.446	27.558	1:28.077	154
2	30.673	31.052	27.916	1:29.641	151	8	29.931	30.785	27.356	1:28.072	150
3	30.569	30.858	27.260	1:28.687	149	9	<u>29.893</u>	30.404	27.585	1:27.882	149
4	37.153	34.455	2:43.146	3:54.754 P	144	10	30.227	32.810	27.378	1:30.415	147
5	2:07.177	32.509	28.963	3:08.649		11	30.120	30.907	27.650	1:28.677	152
6	31.170	31.232	27.853	1:30.255	145	12	30.153	30.533	27.238	1:27.924	148
7	30.771	30.983	27.530	1:29.284	145	13	30.189	30.684	27.234	1:28.107	148
8	<u>30.300</u>	31.443	27.572	1:29.315	151	14	29.916	<u>30.204</u>	27.263	<u>1:27.383</u>	149
9	30.304	30.924	27.370	1:28.598	150	15	29.963	30.343	27.907	1:28.213	149
10	30.339	30.860	27.480	1:28.679	151						
11	30.820	30.983	27.588	1:29.391	149						
12	30.561	<u>30.615</u>	<u>27.109</u>	<u>1:28.285</u>	151						

*** SESSION RED FLAGGED WITH 15:55 REMAINING DUE TO CRASH AT TURN 12 INVOLVING No. 72 (B. BAKER) REQUIRING MEDICAL ASSISTANCE. SESSION RE-STARTED FOR REMAINING TIME ***

The results are provisional until the end of the time limit for protests and appeals.

Scott Lang
Chief Timekeeper - Scott Lang

Tom Williams
Clerk of Course - Tom Williams



www.computime.com.au
COMPUTIME RACE TIMING SYSTEMS PTY LTD

2019



ASBK.COM.AU f t i y

Round 4 : Morgan Park Raceway : July 5 - 7

YMF R3 CUP Qualifying 2

Date: 06/07/19
Event: Q08
Weather: Mostly cloudy & windy - Temp: 17.1C
Track: Dry - Temp: 23.8C

Started at: 13:13:01
Laps: 20 Min
Starters: 29
Printed at: 13:54

PROVISIONAL FASTEST LAPS SEQUENCE

Race Time	No	Name	Machine	Fastest Lap	On Lap
2:57.446	27	Max STAUFFER (NSW)	Yamaha YZF-R3	1:26.249	1
2:57.505	43	Harry KHOURI (NSW)	Yamaha YZF-R3	1:25.948	1
3:32.157	31	Travis HALL (QLD)	Yamaha YZF-R3	1:25.855	1
3:57.227	308	John LYTRAS (QLD)	Yamaha YZF-R3	1:24.523	1
15:17.415	11	Brandon DEMMERY (NSW)	Yamaha YZF-R3	1:24.510	6
18:06.523	11	Brandon DEMMERY (NSW)	Yamaha YZF-R3	1:24.284	8
20:11.699	20	Hunter FORD (NSW)	Yamaha YZF-R3	1:24.016	10

*** SESSION RED FLAGGED WITH 15:55 REMAINING DUE TO CRASH AT TURN 12 INVOLVING No. 72 (B. BAKER) REQUIRING MEDICAL ASSISTANCE. SESSION RE-STARTED FOR REMAINING TIME ***

The results are provisional until the end of the time limit for protests and appeals.



Chief Timekeeper - Scott Lang

Clerk of Course - Tom Williams



www.computime.com.au
COMPUTIME RACE TIMING SYSTEMS PTY LTD

2019



Round 4 : Morgan Park Raceway : July 5 - 7

**YMF R3 CUP
Qualifying 2**

Date: 06/07/19
Event: Q08
Weather: Mostly cloudy & windy - Temp: 17.1C
Track: Dry - Temp: 23.8C

Started at: 13:13:01
Laps: 20 Min
Starters: 29
Printed at: 13:54

PROVISIONAL BEST PARTIAL TIMES

Pos	Split 1		Split 2		Split 3		LAP		Ideal	Fastest
	Name	Time	Name	Time	Name	Time	Name	Time		
1	H. FORD	28.563	H. FORD	29.325	B. DEMMERY	25.792	H. FORD	1:23.758	1:24.016	
2	H. KHOURI	28.705	M. STAUFFER	29.346	H. FORD	25.870	B. DEMMERY	1:24.045	1:24.284	
3	B. DEMMERY	28.738	H. KHOURI	29.469	M. STAUFFER	25.930	M. STAUFFER	1:24.103	1:24.214	
4	J. LYTRAS	28.813	J. LYTRAS	29.499	J. LYTRAS	25.936	H. KHOURI	1:24.217	1:24.217	
5	M. STAUFFER	28.827	B. DEMMERY	29.515	H. KHOURI	26.043	J. LYTRAS	1:24.248	1:24.400	
6	L. TAYLOR	28.903	H. VOIGHT	29.543	Z. LEVY	26.043	L. TAYLOR	1:24.687	1:24.687	
7	Z. LEVY	29.102	M. KUHNE	29.546	L. TAYLOR	26.162	Z. LEVY	1:24.693	1:24.828	
8	H. VOIGHT	29.104	Z. LEVY	29.548	T. HALL	26.231	H. VOIGHT	1:25.048	1:25.728	
9	T. HALL	29.188	L. TAYLOR	29.622	H. VOIGHT	26.401	T. HALL	1:25.247	1:25.531	
10	K. O'CONNELL	29.254	J. ROULSTONE	29.785	M. KUHNE	26.471	M. KUHNE	1:25.627	1:25.826	
11	J. ROULSTONE	29.421	T. HALL	29.828	K. O'CONNELL	26.475	K. O'CONNEL	1:25.698	1:25.860	
12	Z. BUNTING	29.489	L. JHONSTON	29.924	Z. BUNTING	26.761	J. ROULSTON	1:26.074	1:26.354	
13	M. KUHNE	29.610	K. O'CONNELL	29.969	J. ROULSTONE	26.868	Z. BUNTING	1:26.430	1:27.129	
14	R. SMITH	29.888	R. SMITH	30.106	T. ADAMSON	26.987	T. ADAMSON	1:27.084	1:27.383	
15	T. ADAMSON	29.893	Z. BUNTING	30.180	J. BLENKIN	27.101	L. JHONSTON	1:27.110	1:27.196	
16	J. BLENKIN	29.971	T. ADAMSON	30.204	L. BROWN	27.109	R. SMITH	1:27.134	1:27.257	
17	L. JHONSTON	29.997	J. BLENKIN	30.593	R. SMITH	27.140	J. BLENKIN	1:27.665	1:27.728	
18	Z. PETTENDY	30.218	S. KAPILAWI-JAME	30.607	L. JHONSTON	27.189	L. BROWN	1:28.024	1:28.285	
19	L. BROWN	30.300	L. BROWN	30.615	R. OUGHTRED	27.575	Z. PETTENDY	1:28.538	1:28.745	
20	R. MOSCARDINI	30.333	R. OUGHTRED	30.711	Z. PETTENDY	27.606	R. OUGHTRE	1:28.920	1:29.199	
21	J. CZMOK	30.355	Z. PETTENDY	30.714	J. CZMOK	27.667	S. KAPILAWI-	1:28.966	1:29.103	
22	S. KAPILAWI-JAME	30.519	J. HALL	30.894	H. DIPLOCK	27.753	J. CZMOK	1:28.983	1:28.983	
23	R. OUGHTRED	30.634	H. DIPLOCK	30.923	R. MOSCARDINI	27.801	R. MOSCARDI	1:29.229	1:29.229	
24	H. DIPLOCK	30.688	J. CZMOK	30.961	S. KAPILAWI-JAME	27.840	H. DIPLOCK	1:29.364	1:30.002	
25	J. HALL	30.935	R. MOSCARDINI	31.095	J. HALL	28.016	J. HALL	1:29.845	1:30.001	
26	J. ANDREWS	31.221	S. FAIRBROTHER	31.213	S. FAIRBROTHER	28.027	S. FAIRBROT	1:30.513	1:31.059	
27	S. FAIRBROTHER	31.273	J. ANDREWS	31.369	L. O'BRIEN	28.441	J. ANDREWS	1:31.057	1:31.334	
28	L. O'BRIEN	31.834	L. O'BRIEN	31.896	J. ANDREWS	28.467	L. O'BRIEN	1:32.171	1:32.277	

*** SESSION RED FLAGGED WITH 15:55 REMAINING DUE TO CRASH AT TURN 12 INVOLVING No. 72 (B. BAKER) REQUIRING MEDICAL ASSISTANCE. SESSION RE-STARTED FOR REMAINING TIME ***

The results are provisional until the end of the time limit for protests and appeals.



Chief Timekeeper - Scott Lang

Clerk of Course - Tom Williams



2019



ASBK.COM.AU f t i y

Round 4 : Morgan Park Raceway : July 5 - 7


YMF R3 CUP Overall Qualifying

PROVISIONAL MERGED CLASSIFICATION

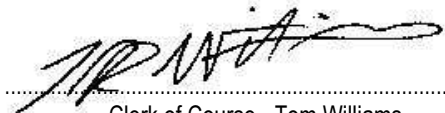
Date: 06/07/19

Printed at: 13:54

Pos	No	Name	Machine	Event Q04	Event Q08	Fastest Lap
1	308	John LYTRAS (QLD) / Caboolture Yamaha / Jekyl + Hyde / Sport Savvy Aust. / South Sydney Comm.	Yamaha YZF-R3	1:23.953	1:24.400	1:23.953
2	20	Hunter FORD (NSW) / Yamaha / YRD / Held Aus / Schubert Aus / SpeedAngle Aust. / Sportcycles	Yamaha YZF-R3	1:24.258	1:24.016	1:24.016
3	27	Max STAUFFER (NSW) / YRD / Yamaha / Chris Watson M-cycles / QEA / Shark Leathers / Rock Oil	Yamaha YZF-R3	1:24.186	1:24.214	1:24.186
4	43	Harry KHOURI (NSW) / Excite M-sports / Shark Leathers / Motonational Access. / NSW Helicopters	Yamaha YZF-R3	1:24.908	1:24.217	1:24.217
5	11	Brandon DEMMERY (NSW) / Rustic Flooring / Sure Fire Security Group / Yamaha / YRD	Yamaha YZF-R3	1:24.229	1:24.284	1:24.229
6	151	Locky TAYLOR (QLD) / Yamaha Aust. / YRD / Shark Leathers / RideDynamics / X-lite Helmets / LKI	Yamaha YZF-R3	1:24.377	1:24.687	1:24.377
7	87	Zac LEVY (QLD) / Puma RV's / YRD / Hannay Lawyers / Race Art Australia / Bean Industries	Yamaha YZF-R3	1:24.822	1:24.828	1:24.822
8	29	Harrison VOIGHT (QLD) / Voight Contracting / Waltec Motorsport	Yamaha YZF-R3	1:25.191	1:25.728	1:25.191
9	31	Travis HALL (QLD) / Stitch Smith / Ricondi / Cooloola Panel & Paint / XXX Rated Suspension	Yamaha YZF-R3	1:25.778	1:25.531	1:25.531
10	25	Luke JHONSTON (NSW) / Motul / Davis Bikeworx / Benweld / Moto Garage	Yamaha YZF-R3	1:25.660	1:27.196	1:25.660
11	72	Ben BAKER (NSW) / Jekyl & Hyde	Yamaha YZF-R3	1:25.722		1:25.722
12	58	Mitch KUHNE (QLD) / Shark Leathers / Phresh Ink / Nolan Helmets / Liqui Moly / Moto Products	Yamaha YZF-R3	1:26.585	1:25.826	1:25.826
13	42	Kyle O'CONNELL (QLD) / Rustic Flooring / Sure Fire Security Group / YRD / Yamaha	Yamaha YZF-R3	1:26.048	1:25.860	1:25.860
14	74	Jacob ROULSTONE (NSW) / SSS Motorcycles / Held Australia / Schuberth Helmets / MotoCity W'gong	Yamaha YZF-R3	1:26.525	1:26.354	1:26.354
15	47	Zylas BUNTING (NSW) / Shark Leathers / Barnetts Bakery / Link International / Redpoint Cols M-cycles	Yamaha YZF-R3	1:26.883	1:27.129	1:26.883
16	292	Ryan SMITH (NSW) / DK Heavy Plant Services / Elite Air & Electrical / Port Tune Performance	Yamaha YZF-R3	1:27.378	1:27.257	1:27.257
17	864	Tristan ADAMSON (QLD) / SSS / Toprider / Frigo Adamson Legal Group / Stor-it-Ballarat / Vissla	Yamaha YZF-R3	1:27.374	1:27.383	1:27.374
18	12	John BLENKIN (NSW)	Yamaha YZF-R3	1:28.650	1:27.728	1:27.728
19	121	Reece OUGHTRED (VIC) / Carl Cox M-sport / De Menna Cranes / Chandler	Yamaha YZF-R3	1:27.802	1:29.199	1:27.802
20	355	Laura BROWN (NSW) / WNR / GBRacing / Obvious Signs / Motul / Link / Venhill	Yamaha YZF-R3	1:28.880	1:28.285	1:28.285
21	23	Josh HALL (QLD) / Stichsmith / Ricondi / Cooloola Panel & Paint / XXX Rated Susp. / M-cycles 'R Us	Yamaha YZF-R3	1:28.301	1:30.001	1:28.301
22	110	Zak PETTENDY (NSW) / Bikesales.com.au	Yamaha YZF-R3	1:30.197	1:28.745	1:28.745




Chief Timekeeper - Scott Lang



Clerk of Course - Tom Williams



www.computime.com.au
COMPUTIME RACE TIMING SYSTEMS PTY LTD



2019



ASBK.COM.AU f t i y

Round 4 : Morgan Park Raceway : July 5 - 7

YMF R3 CUP Overall Qualifying

PROVISIONAL MERGED CLASSIFICATION

Date: 06/07/19

Printed at: 13:54

Pos	No	Name	Machine	Event Q04	Event Q08	Fastest Lap
23	40	Jeremy CZMOK (VIC) / Dindins Pet Food	Yamaha YZF-R3	1:30.590	1:28.983	1:28.983
24	30	Stephany KAPILAWI-JAMES (QLD) / Northstar Yamaha / Big Knobs Crash Slider / HJC / Sidi	Yamaha YZF-R3	1:30.326	1:29.103	1:29.103
25	444	Ryan MOSCARDINI (QLD) / NQ Flooring / Fast Bike Tyres / Forma Boots / Suncity Yamaha / DM Welding	Yamaha YZF-R3	1:29.719	1:29.229	1:29.229
26	17	Hunter DIPLOCK (NSW) / Maitland Motorcycles / Diplock Racing	Yamaha YZF-R3	1:32.247	1:30.002	1:30.002
27	14	Sarah FAIRBROTHER (QLD) / The Motorcycle Sportsmen of Qld	Yamaha YZF-R3	1:33.002	1:31.059	1:31.059
28	91	Josh ANDREWS (NSW)	Yamaha YZF-R3	1:32.608	1:31.334	1:31.334
29	46	Lachlan O'BRIEN (NT) / Territory 3 Racing / Airoh Helmets / TERRA / Motorsports NT	Yamaha YZF-R3	1:32.958	1:32.277	1:32.277


*** ALL RIDERS QUALIFY ***

The results are provisional until the end of the time limit for protests and appeals.



Scott Lang
Chief Timekeeper - Scott Lang

Tom Williams
Clerk of Course - Tom Williams



www.computime.com.au
COMPUTIME RACE TIMING SYSTEMS PTY LTD

2019



ASBK.COM.AU f t i y

Round 4 : Morgan Park Raceway : July 5 - 7

YMF R3 CUP EVENTS 4, 5, & 15

PROVISIONAL MERGED GRID SHEET

Date: 06/07/19

Printed at: 13:55



1	308	1 J. LYTRAS 1:23.953	20	2 H. FORD 1:24.016	27	3 M. STAUFFER 1:24.186
2	43	4 H. KHOURI 1:24.217	11	5 B. DEMMERY 1:24.229	151	6 L. TAYLOR 1:24.377
3	87	7 Z. LEVY 1:24.822	29	8 H. VOIGHT 1:25.191	31	9 T. HALL 1:25.531
4	25	10 L. JHONSTON 1:25.660	72	11 B. BAKER 1:25.722	58	12 M. KUHNE 1:25.826
5	74	13 J. ROULSTONE 1:26.354	47	14 Z. BUNTING 1:26.883	292	15 R. SMITH 1:27.257
6	864	16 T. ADAMSON 1:27.374	12	17 J. BLENKIN 1:27.728	121	18 R. OUGHTRED 1:27.802
7	23	19 J. HALL 1:28.301	110	20 Z. PETTENDY 1:28.745	40	21 J. CZMOK 1:28.983
8	30	22 S. KAPILAWI-JAM 1:29.103	444	23 R. MOSCARDINI 1:29.229	17	24 H. DIPLOCK 1:30.002
9	14	25 S. FAIRBROTHER 1:31.059	91	26 J. ANDREWS 1:31.334	46	27 L. O'BRIEN 1:32.277
10	42	28 K. O'CONNELL 1:25.860	355	29 L. BROWN 1:28.285		

Nos. 42 (K. O'CONNELL) & 355 (L. BROWN) - RELEGATED TO REAR OF GRID DUE TO PRACTICE RULE INFRINGEMENTS

Scott Lang
Chief Timekeeper - Scott Lang

Tom Williams
Clerk of Course - Tom Williams



2019



ASBK.COM.AU f t i y

Round 4 : Morgan Park Raceway : July 5 - 7

YMF R3 CUP Qualifying 2

Date: 06/07/19
Event: Q08
Weather: Mostly cloudy & windy - Temp: 17.1C
Track: Dry - Temp: 23.8C


Started at: 13:13:01
Laps: 20 Min
Starters: 29
Printed at: 13:55


PROVISIONAL RACE INFORMATION

Time	Description
13:13:01	Event Start
13:16:21	Rider 72 (Ben BAKER) CRASHED TURN 12
13:17:06	Red Flag
13:18:39	RED FLAG - No 72 (B. BAKER) CRASHED TURN 12 - MEDICAL ATTENDING - 15:55 REMAINING
13:23:00	Event Resumed
13:24:26	Rider 31 (Travis HALL) CRASHED TURN 6 - RIDER UP
13:24:51	Rider 31 (Travis HALL) CRASHED TURN 6 - RIDER UP - RESUMED
13:33:11	Rider 17 (Hunter DIPLOCK) CRASHED TURN 3 - RIDER UP
13:36:23	Rider 29 (Harrison VOIGHT) STOPPED TURN 4 - MECHANICAL
13:39:05	Chequered Flag
13:43:37	Event Finish

*** SESSION RED FLAGGED WITH 15:55 REMAINING DUE TO CRASH AT TURN 12 INVOLVING No. 72 (B. BAKER) REQUIRING MEDICAL ASSISTANCE. SESSION RE-STARTED FOR REMAINING TIME ***

The results are provisional until the end of the time limit for protests and appeals.


Chief Timekeeper - Scott Lang


Clerk of Course - Tom Williams



www.computime.com.au
COMPUTIME RACE TIMING SYSTEMS PTY LTD